

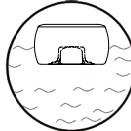
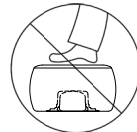
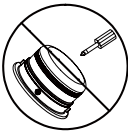
INTEX® OWNER'S MANUAL

RECHARGEABLE LED FLOATING LIGHT Model DL693 IP28 READ AND FOLLOW ALL INSTRUCTIONS BEFORE USING THIS PRODUCT

⚠ WARNING

- For decoration purposes only. This product is not a toy, keep away from children. This is not a flotation device.
- Assemble and disassembly by adults only.
- Do not stare directly at the light emitted by this product.
- This product is resistant to water, but it is not designed to be completely submerged. Submersion could cause water to enter the product causing damage to the electronics. Never submerge the LED light housing.
- Never allow diving or jumping onto or from this product.
- Do not charge this product while in the water.
- Do not use near open flames or space heaters. Keep away from fire.
- This product contains sealed non-replaceable Lithium-ion polymer (Li-poly) rechargeable battery. Do not dispose of the product in regular trash, municipal waste stream or by fire as the built-in rechargeable battery may leak or explode. Always dispose of the batteries safely in accordance with your local law and regulations.

FOLLOW THESE RULES AND ALL INSTRUCTIONS TO AVOID PROPERTY DAMAGE OR OTHER INJURY.



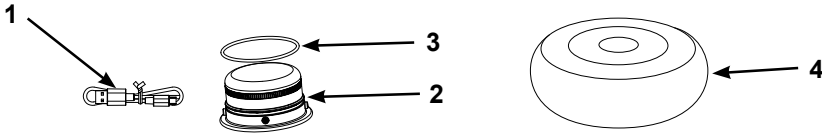
Due to a policy of continuous product improvement, Intex reserves the right to change specifications and appearance, which may result in updates to the instruction manual, without notice.

©2020 Intex Marketing Ltd. - Intex Development Co. Ltd. - Intex Recreation Corp. All rights reserved/Tous droits réservés/Todos los derechos reservados/Alle Rechte vorbehalten. Printed in China/Imprimé en Chine/Impreso en China/Gedruckt in China.

©™ Trademarks used in some countries of the world under license from®™ Marques utilisées dans certains pays sous licence de/Marcas registradas utilizadas en algunos países del mundo bajo licencia de/Warenzeichen verwendet in einigen Ländern der Welt in Lizenz von/Intex Marketing Ltd. to/à/a/an Intex Development Co. Ltd., G.P.O Box 28829, Hong Kong & Intex Recreation Corp., P.O. Box 1440, Long Beach, CA 90801 • Distributed in the European Union by/Distribué dans l'Union Européenne par/Distribuido en la unión Europea por/Vertrieb in der Europäischen Union durch/Intex Trading B.V., Venneveld 9, 4705 RR Roosendaal – The Netherlands
www.intexcorp.com



SAVE THESE INSTRUCTIONS

Parts reference:

REF. NO.	DESCRIPTION	QTY.	SPARE PART NO.
1	USB CHARGING CABLE	1	12734
2	LED LIGHT HOUSING	1	12732
3	O-RING	1	12733
4	LIGHT BODY (OTTOMAN) [MAX. WEIGHT CAPACITY: 100 KG/220 LBS]	1	12743

NOTE: Drawings for illustration purpose only. May not reflect actual product. Not to scale.

General information and maintenance instructions:

- Plug charger not included. Only use a compatible standard female USB (smartphone or tablet) plug charger with an output voltage of 5-5.2V DC, 1A.
- A full charge takes about 3-4 hours: provides about 5-6 hours of illumination.
- Make sure the charging receptacle on the product is dry before any recharging.
- Charging operation shall be done indoor only.
- Dry any water on the product prior to charging and installing the LED light housing.
- Make sure the surface and surrounding area is free from sharp objects that may puncture and damage the product.
- Inspect the product regularly for holes, leakage, wear and tear and other damages. Never use a damaged product.
- A repair patch has been included with the product to repair small leak and holes. Refer to the instructions on the back of the repair patch.
- To clean the product, use only a damp cloth. Avoid strong cleaner, excessive water and abrasive brush.
- The light source of this appliance is not replaceable; when the light source reaches its end of life the whole appliance shall be replaced.
- The battery must be removed from the appliance before it is scrapped.
- The appliance must be disconnected from the supply mains when removing the battery.
- Store the product indoors during a storm, snowing, raining, windy, gusty, thundering days and when not in use.

To inflate and deflate the light body:

- Inflate by mouth while squeezing the valve lightly at its base. Insert the stopper into the valve and recess the valve by pushing down firmly on it. Never over-inflate or use high pressure air to inflate. Fill with cold air only.
- Pull stopper out and squeeze the valve at its base until deflated.

Water chamber instructions:

The water chamber provides stability and weight to the product. Locate the water chamber large valve under the product and fill with cold water first before inflating. Make sure the valve insert plug is securely closed by pushing down firmly on it.

SAVE THESE INSTRUCTIONS

Charging the battery and installation:

1. Dry product completely. Unscrew the LED light housing (2) from the light body (4) (see Fig 1 - 2). Be careful not to lose the o-ring (3) on the LED light housing.

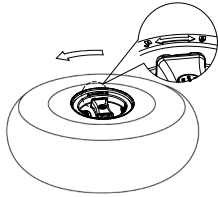


Fig 1

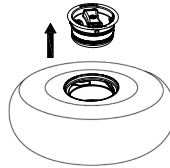


Fig 2

2. Pull the cover out from the side of the LED light housing (2) to reveal the charging receptacle and connect the small end of the USB charging cable (1) to the receptacle (see Fig 3-4).

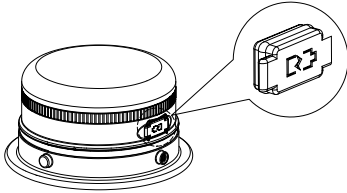


Fig 3

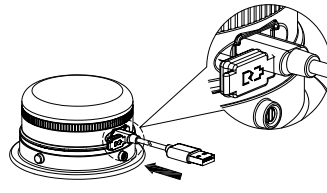


Fig 4

3. Connect the USB charging cable (1) to the plug charger (not included) USB receptacle and plug the charger into the main electrical outlet.

Note: The built-in indicator light will turn red when is in charging mode and green when is fully charged.

4. Once the battery is fully charged, reinstall the LED light housing into the light body. In a clockwise motion, securely tighten the LED light housing by hand only.

Operation instruction:

- **ON/OFF switch:** turns the light ON and OFF, and for lighting mode selection (see Fig 5).

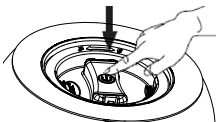


Fig 5

Press Button	Light Mode
Once	Warm white
Twice	Color changing
Three times	Off

- After 5 hours of continuous use, the device will automatically switch off to save energy. Press the ON/OFF switch again to activate it.
- When the device is switched on and flashing red, the battery requires charging.

SAVE THESE INSTRUCTIONS

Limited Warranty

13A

Your RECHARGEABLE LED FLOATING LIGHT has been manufactured using the highest quality materials and workmanship. All Intex products have been inspected and found free of defects prior to leaving the factory. This Limited Warranty applies to the RECHARGEABLE LED FLOATING LIGHT only.

This limited warranty is in addition to, and not a substitute for, your legal rights and remedies. To the extent that this warranty is inconsistent with any of your legal rights, they take priority. For example, consumer laws across the European Union provide statutory warranty rights in addition to the coverage you receive from this limited warranty: for information on EU-wide consumer laws, please visit the European Consumer Center website at http://ec.europa.eu/consumers/ecc/contact_en/htm.

The provisions of this Limited Warranty apply only to the original purchaser and are not transferable. This Limited Warranty is valid for the period noted below from the date of the initial retail purchase. Keep your original sales receipt with this document, as proof of purchase will be required and must accompany warranty claims or the Limited Warranty will be invalid.

LED Light Housing - 1 Year
Light Body (Ottoman) - 90 Days

If you find a manufacturing defect in the RECHARGEABLE LED FLOATING LIGHT during the warranty period, please contact the appropriate Intex Service Center listed in the separate "Authorized Service Centers" sheet. If the item is returned as directed by the Intex Service Center, the Service Center will inspect the item and determine the validity of the claim. If the item is covered by the provisions of the warranty, the item will be repaired or replaced, with the same or comparable item (at Intex's choice) at no charge to you.

Other than this warranty, and other legal rights in your country, no further warranties are implied. To the extent possibly in your country, in no event shall Intex be liable to you or any third party for direct or consequential damages arising out of the use of your RECHARGEABLE LED FLOATING LIGHT, or Intex or its agents' and employees' actions (including the manufacture of the product). If your country does not allow the exclusion or limitation of incidental or consequential damages, this limitation or exclusion does not apply to you.

You should note that this limited warranty does not apply in the following circumstances:

- If the RECHARGEABLE LED FLOATING LIGHT is subject to negligence, abnormal use or application, accident, improper operation, improper voltage or current contrary to operating instructions, improper maintenance or storage;
- If the RECHARGEABLE LED FLOATING LIGHT is subject to damage by circumstances beyond Intex's control, including but not limited to, ordinary wear and tear and damage caused by exposure to fire, flood, freezing, rain, or other external environmental forces;
- To parts and components not sold by Intex; and/or.
- To unauthorized alterations, repairs or disassembly to the RECHARGEABLE LED FLOATING LIGHT by anyone other than Intex Service Center personnel.

Injury or damage to any property or person is not covered by this warranty.

Read the owner's manual carefully and follow all instructions regarding proper operation and maintenance of your RECHARGEABLE LED FLOATING LIGHT. Always inspect your product prior to use. This limited warranty will be void if use instructions are not followed.

SAVE THESE INSTRUCTIONS